

激發熱情 · 享受學習  
Arouse the passion, enjoy your learning



丹尼互動美語

# 關於 品牌

DANNY KIDS 是一套以**培養孩子興趣、增加學習動機、讓學習成效顯著**為設計理念的教材。架構明確，教科書以故事繪本形式呈現，主題內容生活化並充滿趣味性，學習結合科技，讓學生容易上手，強化學習動機，輕鬆開啟英語學習之路。


DANNY KIDS is a series of English learning materials for cultivating children's interests, increasing learning motivation, and making learning more effective. Its clear structure is presented through stories. The themes are fun and reflect real life. The testbooks integrate learning and technology, so that students can start more easily, get motivated, and lead the way in learning English.




丹尼互動美語

# 學習內容與目標


Level 1



Level 2




Level 3



Level 4




Level 5



Level 6



Level 7



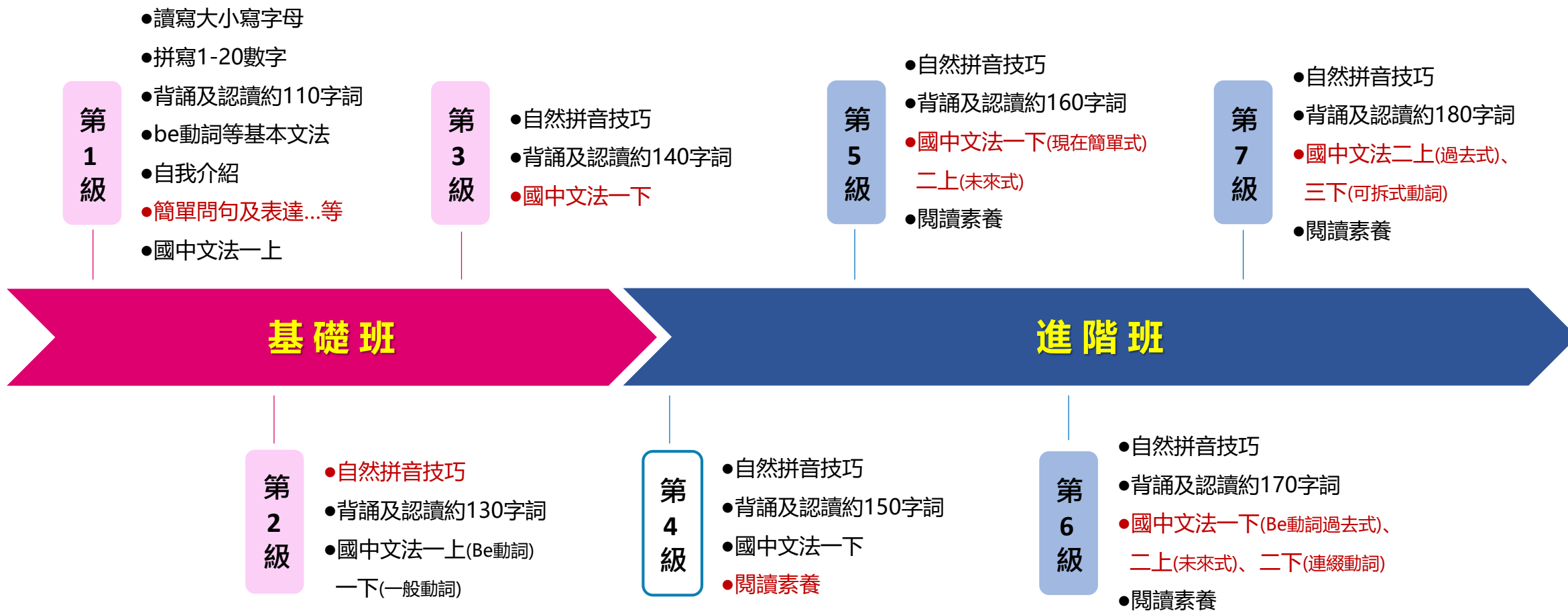
## 基礎班

1. 激發學習熱情並強化學習動機
2. 聽說讀寫能力並進
3. 學習生活基本常識
4. 培養基本溝通技巧，能使用問答句及靈活運用簡單完整句型來表達想法。

## 進階班

1. 聽說讀寫能力加深加廣
2. 活用更多文法規則
3. 習慣使用英文解釋新字彙並且表達思想
4. 能依人、事、時、地、物進行描述、回答或提問
5. 國中基本文法完備


# 學習內容與目標






# 教材 配套

Student Book



Phonics

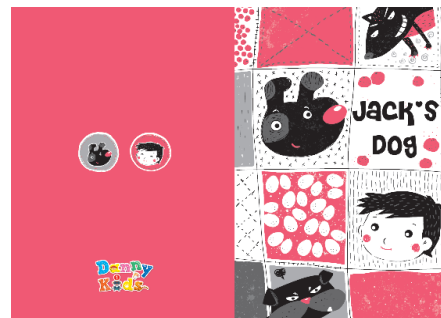


Story Book

①




②



③



Flash Cards



Activity Book

①



②




contact Book



Reading Pen

# 教材六大特色

01



學生本即故事繪本

●藝術涵養與美感素養

02



跨媒體教學

●科技資訊與媒體素養

03



互動遊戲設計

●人際關係與團隊合作

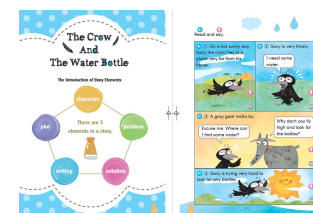
04



跨領域內容

●多元文化與國際理解

05



閱讀力大躍進

●閱讀素養

06





國中單字與文法



# 學生本即故事繪本

●藝術涵養與美感素養

01



六大教材特色

封面

關於教材



# 學生本即故事繪本

●藝術涵養與美感素養

01



六大教材特色

內容

關於教材





聽讀

單字  
朗讀

寫

單字手  
寫訂正

讀說

單字錄  
音訂正

跨媒體教學

●科技資訊與媒體素養

02

The screenshot shows a language learning app interface with a green polka-dot border at the top. It features several interactive elements:

- Top Left:** A green button labeled "PLAY" and the instruction "Read, listen, and write." Below it are icons for a boy running (labeled "run") and a boy walking (labeled "walk"). Each has a speaker icon, a question mark icon, and a "CHECK" button.
- Top Right:** A green button labeled "PLAY" and the instruction "Read and say." Below it are icons for three boys running (labeled "Let's walk."), three children singing (labeled "Let's sing."), and two children dancing (labeled "Let's dance."). Each has a speaker icon and a "CHECK" button.
- Bottom Left:** A yellow button labeled "PLAY" and the instruction "Read and say." Below it are icons for a girl singing (labeled "sing") and a girl dancing (labeled "dance"). Each has a speaker icon, a question mark icon, and a "CHECK" button.
- Bottom Right:** A yellow button labeled "PLAY" and the instruction "Listen and write." Below it are two rows of text input fields. The first row is labeled "1 Let's" and the second row is labeled "2 Let's". Each row has a "CHECK" button.

Arrows from the surrounding text boxes point to these specific features in the app interface.

聽

單字聽力遊戲

說

句子錄  
音訂正

聽寫

句子手  
寫訂正

聽讀

句子  
朗讀

六大教材特色

關於教材



## 跨媒體教學

●科技資訊與媒體素養

02



影片資源  
加強理解  
增加記憶

# 六大教材特色

## 關於教材

數位平台

## 跨媒體教學

●科技資訊與媒體素養

02

## 六大教材特色



關於教材



## 互動遊戲設計

●人際關係與團隊合作

03

## 六大教材特色



關於教材

科學  
實驗

## 跨領域內容

●多元文化與國際理解

04

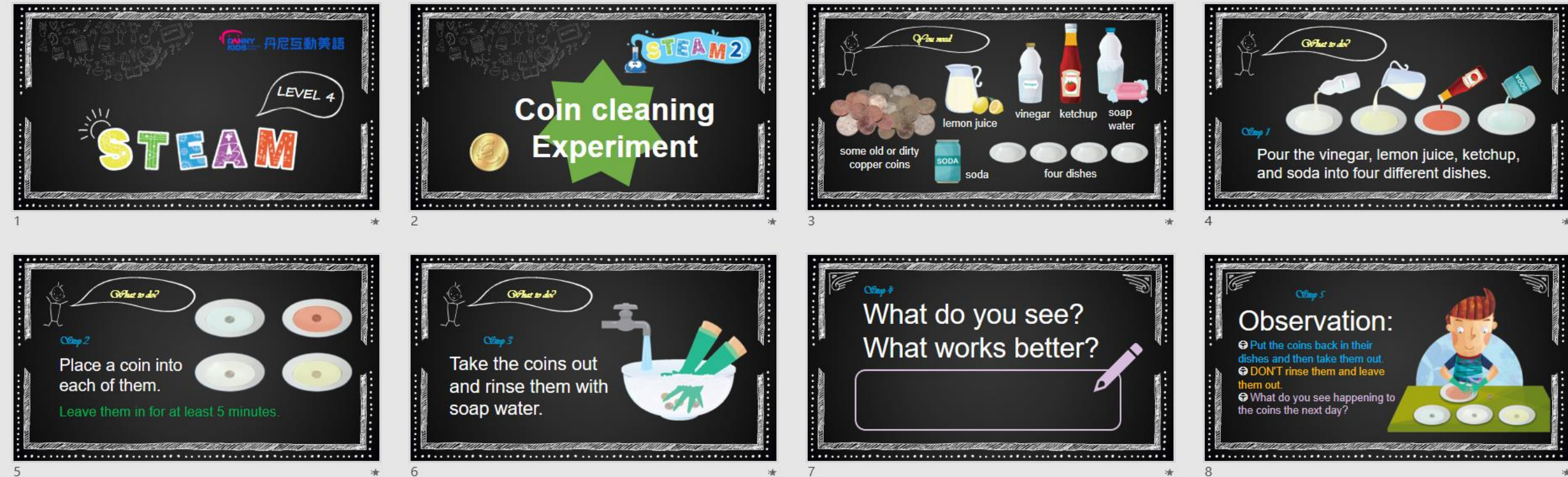


美學  
藝術

# 六大教材特色

## 關於教材

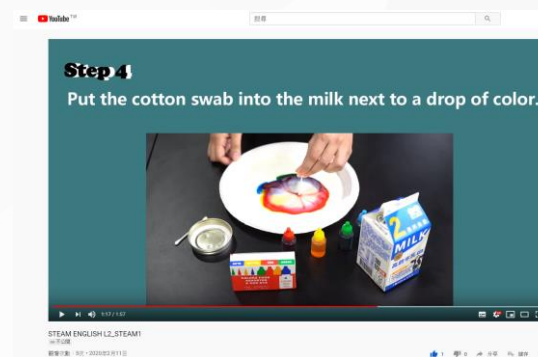




04

跨領域內容

●多元文化與國際理解



六大教材特色

關於教材





05

●閱讀素養  
閱讀力大躍進

六大教材特色



關於教材



# 閱讀素養課程設計

## ✓ 新型閱讀文本型態(步驟式)綜合理解

I Can Read

Read.

Hi Andy,  
I am in the USA now. I like to bake. I always bake with my friend, Lucy. We bake once a week at her home. I walk to Lucy's. We want to bake a banana cake this Saturday. I am happy here.

See you,  
Jenny

POSTCARD



Andy Johnson  
100 Park St.  
London, UK

Read and choose.

- 1 How often does Jenny bake with her friend?  
☐ Never. ☐ Once a week. ☐ Three times a week.
- 2 Jenny needs \_\_\_\_\_ to make a banana cake.  
☐ cheese ☐ a glass of water ☐ a cup of flour
- 3 Jenny \_\_\_\_\_ bakes at Lucy's home.  
☐ never ☐ always ☐ seldom
- 4 How does Jenny go to Kate's house?  
☐ By bus. ☐ On foot. ☐ By bicycle.

To make a banana cake, we need:



three eggs



a cup of milk



a cup of sugar



two bananas



a cup of flour

Steps to make a banana cake

- 1 Mix three eggs and a cup of sugar in a big bowl.
- 2 Put one cup of flour in the bowl and mix it.
- 3 Add half a cup of milk.
- 4 Cut the bananas and add them to the cake mix.
- 5 Put the cake mix in a pan.
- 6 Bake the cake mix at 350 degrees for 30 minutes.

# 閱讀素養課程設計

## ✓ 生活化溝通情境/即時通訊/擷取訊息

I Can Read

Read.


New Message

From : janebunny@dannymail.com

To: scottjameson@dannymail.com

Dear Dad,

Last week my friends and I were at Green Bridge National Forest. We were so excited because it was our first time camping. At seven, we were surprised to see a chicken. Look at the picture. The chicken looks cool. We were lucky! 😊😊😊 There was a lot of bread.



Mom and I are going to go fishing tomorrow, and we are excited! 😊

How are you? Is your work going well? I miss you very much. 😊

Love,  
Jane

Send

New Message

From : scottjameson@dannymail.com

To: janebunny@dannymail.com

Dear Jane

It sounds fun! Last week, I was in the city and was very busy. Now I am on the train to my next stop. This ride will take 10 hours. I am feeling bored now. There is a lot of food here on the train. The fried rice is delicious. There is a lot of cheese, too. My favorite cheese is Blue Love. I will buy some for you when I get home. I am doing great here, and I miss you very much.

Your dad,  
Scott

Send

I Can Read

Read.



Yesterday afternoon, the police got a call and went to Sunny Street. A tree fell on two students. Candy (10) and Alan (12) were in the hospital.

When we were talking to them, the students had this to say:



Candy



"I was on my way home after my flute practice, when I heard the noise. A tree was falling. I didn't have time to get out of the way. I was fine. I just have a headache."



Alan



"After school, I stayed at school to finish a project. My sister waited for me at the front gate because we wanted to go to the stationery store together. On our way there, a car hit a tree near us. The tree was about to fall. I ran to help my sister. It was a little sad because I broke my arm and my leg. We stayed at the hospital for two hours."

The two students left the hospital with their mom and dad this afternoon. The police are now talking to the driver. We will know what happened soon.



Read and check.

8:00-9:00	math	10:00-11:00	science
9:00-10:00	PE	11:00-12:00	history

1 What is Ann's first class?

☐ Math ☐ PE ☐ Science ☐ History

2 What is Ann's last class?

☐ Math ☐ PE ☐ Science ☐ History



3 A: Where is Mom? B: She is on the \_\_\_\_\_ floor.

☐ first ☐ second ☐ third

4 A: Where is Brad? B: He is on the \_\_\_\_\_ floor.

☐ first ☐ second ☐ third

5 A: Who wants to eat ice cream? B: \_\_\_\_\_.

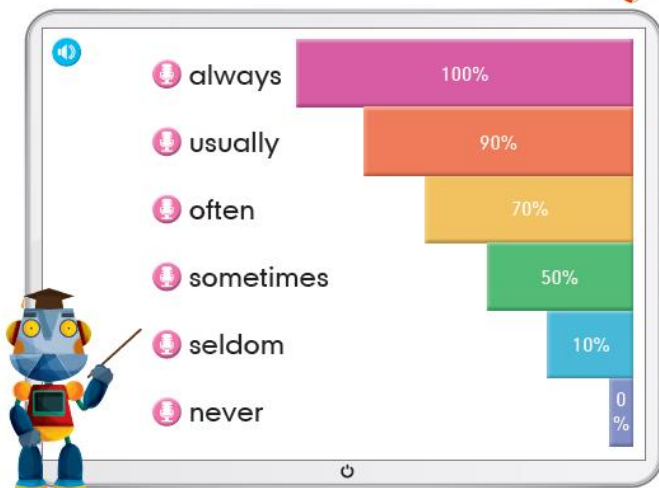
☐ Brad ☐ Gina ☐ Mom



# 閱讀素養課程設計

## ✓圖表閱讀

Read and say.



early



late



friendly



rude

## ✓地理位置理解

Read.



Where is the movie theater?

It's next to the bank.

Read and learn.

It's **next to** the bank.

It's **across from** the post office.

It's **on the corner of** First Road **and** Second Street.

## ✓關聯性單字歸類

My Words

Read.



### Outdoor activities

have a race, take a boat trip, swim in the ocean, go on a field trip, attend a concert, see the fireworks, watch the penguins, go diving, build a sand castle, mail a letter



### Indoor activities

book the tickets, buy a gift, take a test, read a novel



### Clothing

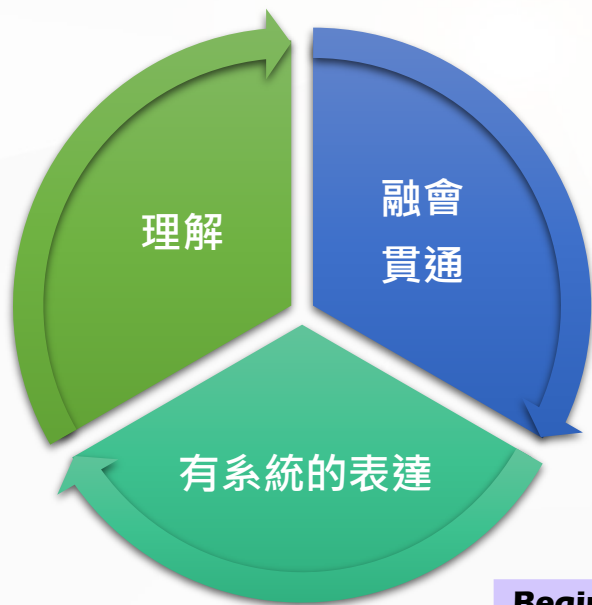
jacket, gloves, T-shirt, socks



### Colors

yellow, purple, brown, green

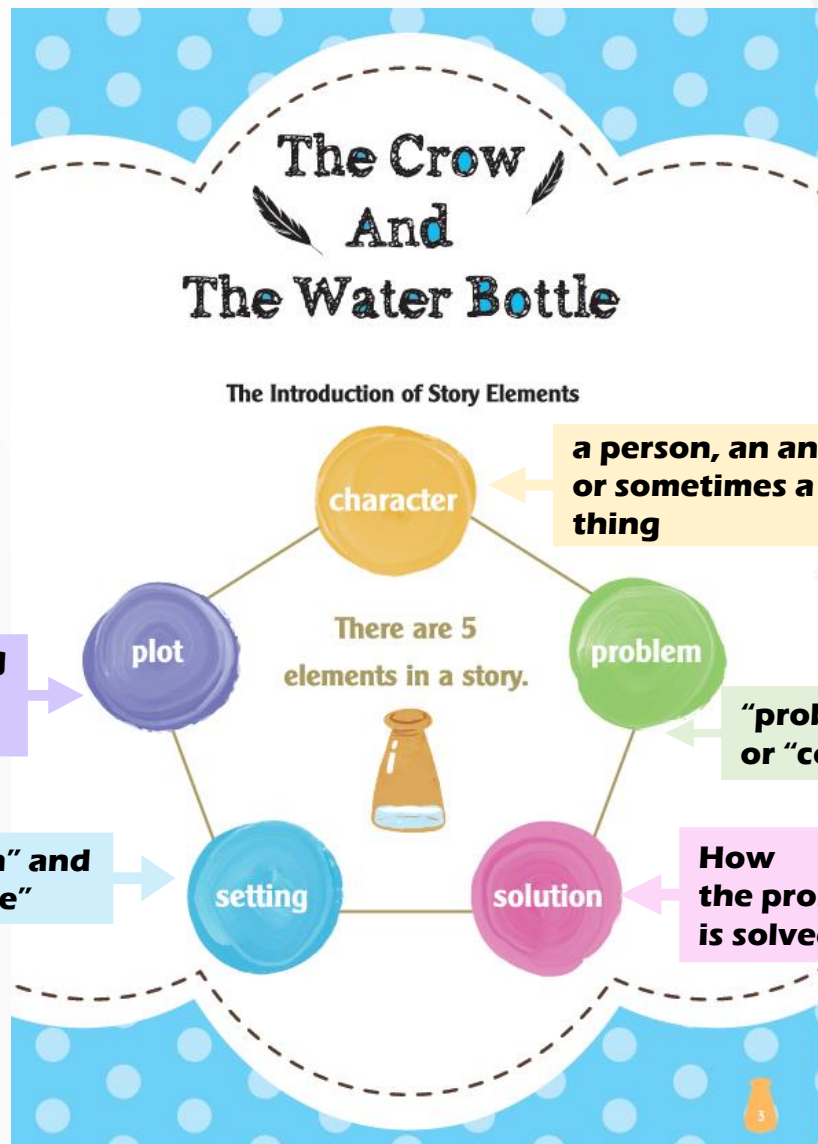




閱讀力大躍進

● 閱讀素養

05



Read and say.

① On a hot sunny day, Gary the crow flies to a place very far from his home.

② Gary is very thirsty.

I need some water.

③ A gray goat walks by.

Excuse me. Where can I find some water?

Why don't you fly high and look for the bottles?

④ Gary is trying very hard to look for any bottles.

六大教材特色

關於教材



## Story Element 1 character

Characters can be a person, an animal, or sometimes a thing. There can be one main character or more than one, and there are usually secondary characters, but not always.

Characters are...



## Story Element 2 plot

Plots mean all the events in the story.

Beginning → Middle → Ending



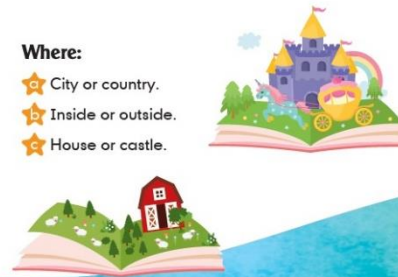
## Story Element 3 setting

Setting means the time and the place of the story. That is, "when" and "where" the story takes place.



**Where:**

- ★ City or country.
- ★ Inside or outside.
- ★ House or castle.



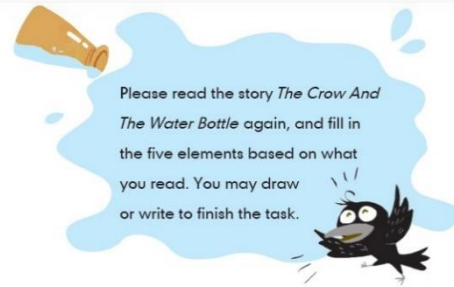
## Story Element 4 problem

Problem or conflict in the story is important to the main character(s). When dealing with the problem, the main character(s) need to take action to solve the problems.



## Story Element 5 solution

It means how the problem is solved.



character(s)	The "Who" in the story.	
plot(s)	All the events in the story.	

setting	The "When" or "Where" in the story.	
problem	What went wrong in the story?	
solution	How did the main character solve the problem?	

## Create your own story

character(s)

plot(s)

setting

problem

solution

1



**a / an**, 單數人稱代名詞, **be**動詞, **Let's**的用法, 所有格**my**, 指示代名詞**this / that / it**, 單數名詞, 複數名詞, 直述句, **What**詢問名稱, 數字**1~20**拼寫, **How old**詢問年齡, 介紹自己來自何處。

國中文法: 一上

2



**these / those** 直述及疑問句, **they / we**複數人稱代名詞, 所有格**your**, **be**動詞搭配形容詞, **Who**詢問關係, **Where**詢問位置, 介系詞 **on**、**in**、**near**、**behind**, **How**詢問天氣, **What time**詢問時間, **What color**詢問顏色, 動詞**like**詢問喜歡食物, 動詞**have**及**has**, 可數及不可數名詞, 現在進行式, 數字**1**到**100**拼寫。國中文法: 一上(Be動詞) & 一下(一般動詞)

3



**How many**詢問數量, 複數名詞, 所有格**his/her**, **there is / are**肯定、否定及疑問句, 簡單式肯定、否定及疑問句, 動詞第三人稱單數, 助動詞**can**肯定、否定及疑問句, 動詞片語(如**get up**、**go home**等), 時間副詞 (**every morning**)。國中文法: 一下

06

國中單字與文法

六大教材特色

關於教材



4



**How much** 詢問價錢, **favorite** 詢問喜愛的運動/科目/季節, 現在簡單式肯定、否定及疑問句、疑問句, 時間副詞 (**on weekends**), 1-12月拼寫, **1<sup>st</sup>-31<sup>st</sup>**日期拼寫, 連接詞**before/after**, **How long**詢問花費及時間, **past/to**形容時間, 附和句**too**。國中文法: 一下

5



詢問三餐, **want to**動詞接續, 動詞**need**, 量詞 (**a glass of**), 頻率副詞、**How often**頻率附詞、附和句**either**, **How**詢問交通工具、**by+**交通工具, 介系詞**between**, 未來式 (**will, be going to**) 肯定、否定及疑問句, 時間副詞(**tomorrow night, this weekend**), 所有格代名詞**Whose**, 疑問詞**Which**。  
國中文法: 一下(現在簡單式) & 二上(未來式)

6



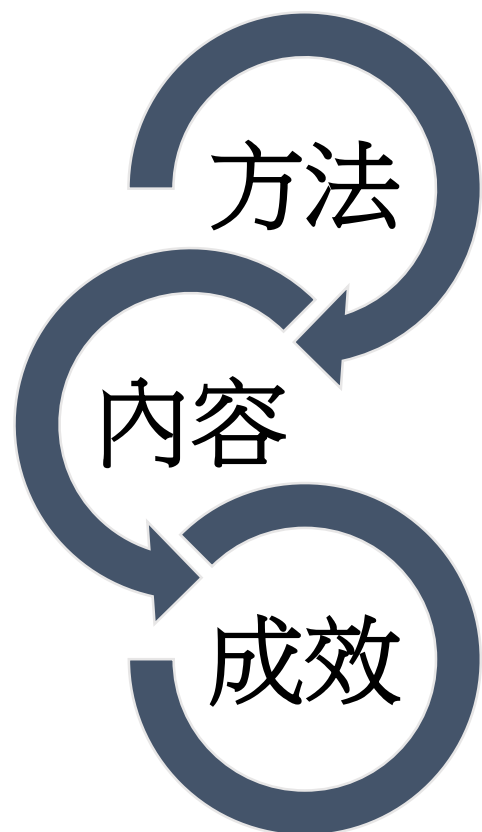
不定詞**to+**原型動詞, 介系詞**with/ next to/ across from/ on the corner of**, 連接詞**when/because**, 副詞子句(現在式代替未來式), 授予動詞**write/give/buy/make**, 問路與指路用法, 疑問詞**how**詢問感受, 連綴動詞**look/feel/ smell/taste/sound**, 疑問詞**why**詢問原因, **be**動詞的過去簡單式(肯定句、否定句、疑問句), **there was/were**。  
國中文法: 一下(**Be**動詞過去式) & 二上(未來式) & 二下(連綴動詞)

7



一般動詞的過去簡單式(肯定句、否定句、疑問句), 過去式動詞變化, 不規則動詞過去式, 動詞**happen**詢問身體狀況, 疑問詞**where/what/when/who/how/why**綜合運用, 可數名詞與不可數名詞, 連接詞**so**表達結果, 助動詞**did**代替前面已提過的動詞, 可拆式動詞片語, 過去式動詞+不定詞**to+**原型動詞)。  
國中文法: 二上(過去式) & 三下(可拆式動詞)

# 教學九大重點



數位平台教學



點讀筆教學



完整教學法



日常生活主題



綜合複習單元



STEAM課程



拼音技巧



閱讀理解



聽說讀寫並進



# 教學 配套

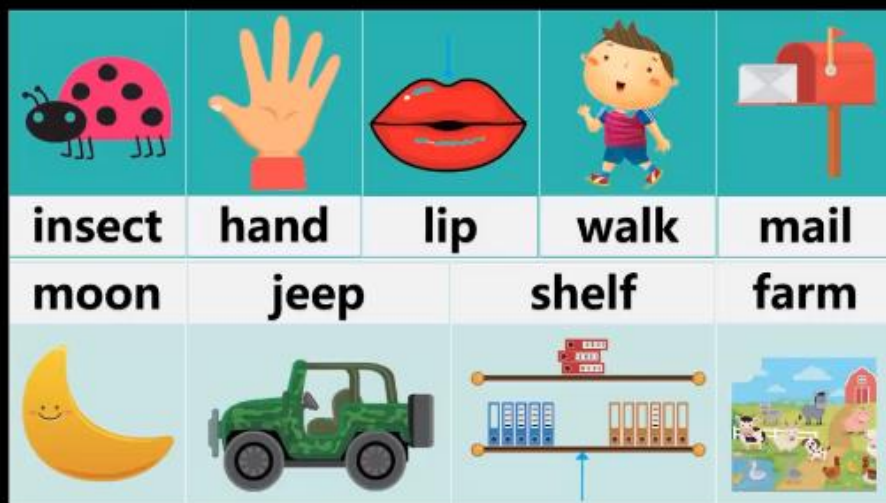
學生本數位平台教學



學生本STEAM教學



拼音本教學



故事讀本電子書教學



# 教學 配套


## Danny Kids SB學生本



### ➤ 1-7級

- ◆文法式架構
- ◆故事教學
- ◆螺旋式課程設計
- ◆聽說讀寫整合教學


## Danny Kids Phonics拼音本



### ➤ 1-7本

- ◆發音組合式架構
- ◆聽辯訓練(看字讀音)
- ◆拼讀訓練(聽音拼字)


## Danny Kids Readers讀本



### ➤ 1-21本

- ◆著名童話改編
- ◆結合課本句型
- ◆閱讀策略：  
以故事地圖分析故事人物、  
場景、架構、轉折、解決  
方法

## WonderSkills Themes主題課程



### ➤ WonderSkills

- ◆主題式架構：  
多元文化&跨學科內容
- ◆系統式訓練：  
主題認識→詞彙→閱讀→口說
- ◆文章貼近英語系國家小學文本：  
包含虛構故事(fiction)及非小說類文體(non-fiction)




# CEFR 歐洲共同語文參考架構

Pre A1

初學者 Beginner






- ◆能說出26字母
- ◆能聽懂簡易單字
- ◆能說出常見物品名稱



A1

基礎級 Breakthrough

- ◆能理解並說出基本日常用語
- ◆能介紹自己及詢問別人資訊
- ◆能聽懂語速緩慢、用詞清晰的對話



A2

初級 Waystage

- ◆能介紹個人背景、周遭環境及自己需求
- ◆能理解大部份關於自己的日常用語
- ◆能進行與日常工作事項有關的溝通

# 能力對照表

小學英檢

Pre A1

A1

A2

CEFR歐洲共同語文  
參考架構

初學者 Beginner


基礎級 Breakthrough

初級 Waystage

- ◆能說出26字母
- ◆能聽懂簡易單字
- ◆能說出常見物品名稱

- ◆能理解並說出基本日常用語
- ◆能介紹自己及詢問別人資訊
- ◆能聽懂語速緩慢、用詞清晰的對話

- ◆能介紹個人背景、周遭環境及自己需求
- ◆能理解大部份關於自己的日常用語
- ◆能進行與日常工作事項有關的溝通



師德兒童  
英語檢定  
STYLE Level 1

劍橋兒童  
英語認證  
YLE Starters

師德兒童  
英語檢定  
STYLE Level 2

師德兒童  
英語檢定  
STYLE Level 3

劍橋兒童  
英語認證  
YLE Movers



# 兒童英檢比較表

資料來源日期:2020/2/25

項目	劍橋兒童英語認證 Young Learners(YLE)		小學英檢 GEPT Kids	師德英檢/口說分級檢定 STYLE		
難易度	難		中	易		
級數	Starters	Movers	不分級	Level 1	Level 2	Level 3
程度	Pre A1	A1	A1	Pre A1	Pre A1	Pre A1
單字量	500 單字	900 單字	675 單字	200 單字	400 單字	600 單字
費用	NT\$1900	NT\$2000	筆試(聽力/閱讀/寫作)：NT\$750 口試：NT\$450	筆試(聽力/ 閱讀)：NT\$780 口試：NT\$450		
測驗時間	約 45 分鐘	約 60 分鐘	筆試(聽力/閱讀/寫作)：45 分鐘 口試：10 分鐘	筆試：30 分鐘 口說：5-7 分鐘		
測驗項目	分為聽力、閱讀與寫作、口說三個項目		分為筆試、口試，可分別報考、順序不拘	筆試分為閱讀與聽力兩個項目， 口試需要另外報考		
測驗方式	<u>聽力測驗</u> ：含選擇及非選擇題 <u>閱讀與寫作測驗</u> ：含選擇及非選擇題 <u>口說測驗</u> ：主考官與應試者一對一面談		<u>筆試</u> ：是非題、配合題、選擇題、拼字、 完成句子 <u>口試</u> ：朗讀、看圖說話、簡短問答	<u>筆試</u> ：貼紙題、是非題、配合題、勾選題、 字謎填空、選擇題 <u>口試</u> ：中外籍教師一對一現場評分，題型 包含朗讀，看圖回答問題、簡短問答		
建議考試時間	Starters：完成 Danny Kids Book 4 Movers：完成 Danny Kids Book 7		完成 Danny Kids Book 7	Level 1：完成 Danny Kids Book 3 Level 2：完成 Danny Kids Book 5 Level 3：完成 Danny Kids Book 7		
考試準備資源						